March 2019

All Home Types
Single Family
Townhouse
Condo/Coop

Local Market Insight

Acworth, GA

MarketStats by ShowingTime

Presented by
Donika Parker
Maximum One Greater Atl. REALTORS
Email: donika@homesbydonika.com
Work Phone: 770-919-8825
Mobile Phone: 404-519-5017
Web: www.homesbydonika.com

Local Market **Insight**

March 2019

Acworth, GA

Presented by
Donika Parker
Maximum One Greater Atl. REALTORS
Email: donika@homesbydonika.com
Work Phone: 770-919-8825
Mobile Phone: 404-519-5017
Web: www.homesbydonika.com

New Listings 259

42.3% from Feb 2019: **182**
13.1% from Mar 2018: **229**

YTD	2019	2018	+/-
	652	**600**	8.7%

5-year Mar average: **244**

Closed Sales 164

40.2% from Feb 2019: **117**
-6.3% from Mar 2018: **175**

YTD	2019	2018	+/-
	375	**409**	-8.3%

5-year Mar average: **170**

New Pendings 188

30.6% from Feb 2019: **144**
-3.6% from Mar 2018: **195**

YTD	2019	2018	+/-
	482	**503**	-4.2%

5-year Mar average: **192**

Median Sold Price $248,250

-0.7% from Feb 2019: **$250,000**
1.3% from Mar 2018: **$245,000**

YTD	2019	2018	+/-
	$243,990	**$229,000**	6.5%

5-year Mar average: **$246,625**

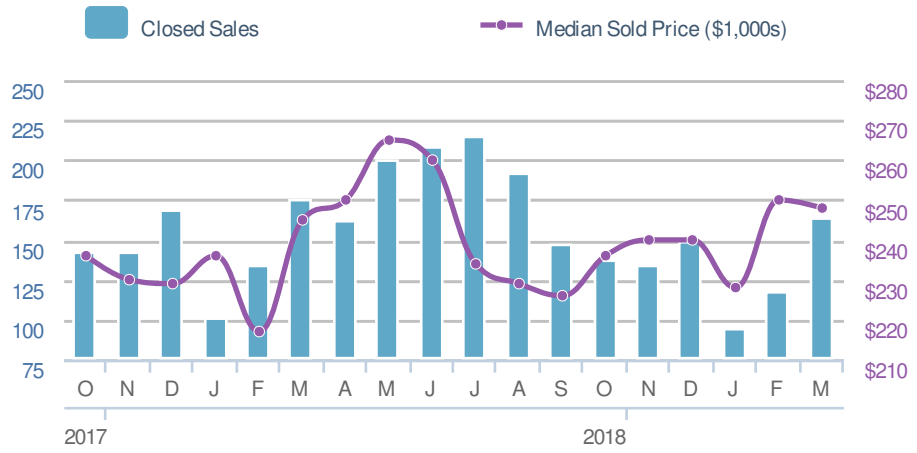

Active Listings 390

390
Min 322 | 356 | Max 390
5-year Mar average

Feb 2019	Mar 2018
358	**322**

Median Days to Contract 17

17
Min 15 | 16 | Max 17
5-year Mar average

Feb 2019	Mar 2018	YTD
24	**15**	**24**

Avg Sold to OLP Ratio 97.3%

97.3%
Min 97.3% | 97.5% | Max 97.8%
5-year Mar average

Feb 2019	Mar 2018	YTD
97.5%	**97.8%**	**97.3%**

Copyright © 2024 MarketStats by ShowingTime. All Rights Reserved.
Data Source: CoreLogic. Statistics calculated June 26, 2023.

MARKETrends PREMIUM

Local Market **Insight**

March 2019

Acworth, GA - Single Family

Presented by
Donika Parker
Maximum One Greater Atl. REALTORS
Email: donika@homesbydonika.com
Work Phone: 770-919-8825
Mobile Phone: 404-519-5017
Web: www.homesbydonika.com

New Listings 236

34.9% from Feb 2019: **175**
6.8% from Mar 2018: **221**

YTD	2019	2018	+/-
	604	**569**	6.2%

5-year Mar average: **229**

Closed Sales 149

39.3% from Feb 2019: **107**
-8.0% from Mar 2018: **162**

YTD	2019	2018	+/-
	343	**370**	-7.3%

5-year Mar average: **156**

New Pendings 171

30.5% from Feb 2019: **131**
-8.1% from Mar 2018: **186**

YTD	2019	2018	+/-
	441	**461**	-4.3%

5-year Mar average: **179**

Median Sold Price $250,250

-1.9% from Feb 2019: **$255,000**
-1.9% from Mar 2018: **$255,000**

YTD	2019	2018	+/-
	$250,000	**$239,400**	4.4%

5-year Mar average: **$252,625**

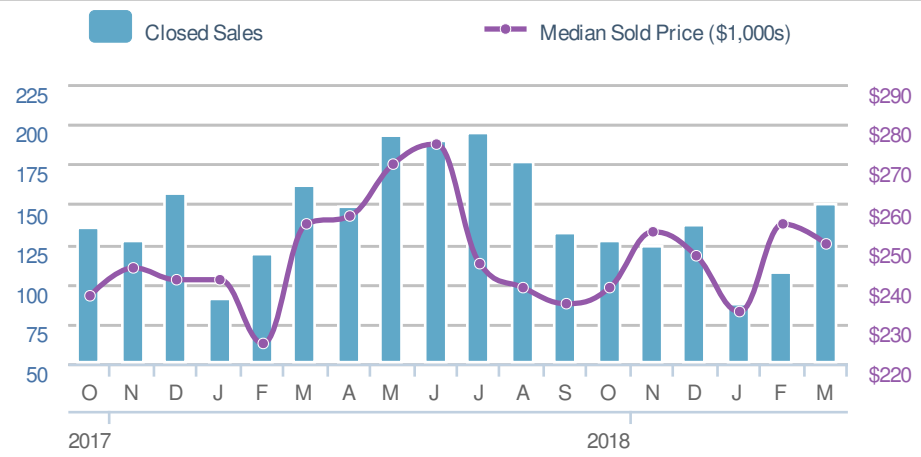

Active Listings 374

374
Min 321 | 348 | Max 374
5-year Mar average

Feb 2019	Mar 2018
348	**321**

Median Days to Contract 18

18
Min 15 | 17 | Max 18
5-year Mar average

Feb 2019	Mar 2018	YTD
27	**15**	**25**

Avg Sold to OLP Ratio 97.1%

97.1%
Min 97.1% | 97.4% | Max 97.7%
5-year Mar average

Feb 2019	Mar 2018	YTD
97.4%	**97.7%**	**97.2%**

Copyright © 2024 MarketStats by ShowingTime. All Rights Reserved.
Data Source: CoreLogic. Statistics calculated June 26, 2023.

MARKETrends PREMIUM

Local Market **Insight**

March 2019

Acworth, GA - Townhouse

Presented by
Donika Parker
Maximum One Greater Atl. REALTORS
Email: donika@homesbydonika.com
Work Phone: 770-919-8825
Mobile Phone: 404-519-5017
Web: www.homesbydonika.com

New Listings 21

320.0% from Feb 2019: **5**
162.5% from Mar 2018: **8**

YTD	2019	2018	+/-
	42	**24**	75.0%

5-year Mar average: **15**

Closed Sales 14

55.6% from Feb 2019: **9**
55.6% from Mar 2018: **9**

YTD	2019	2018	+/-
	29	**31**	-6.5%

5-year Mar average: **12**

New Pendings 16

23.1% from Feb 2019: **13**
77.8% from Mar 2018: **9**

YTD	2019	2018	+/-
	38	**35**	8.6%

5-year Mar average: **13**

Median Sold Price $206,750

12.1% from Feb 2019: **$184,500**
29.2% from Mar 2018: **$160,000**

YTD	2019	2018	+/-
	$188,500	**$164,000**	14.9%

5-year Mar average: **$183,375**

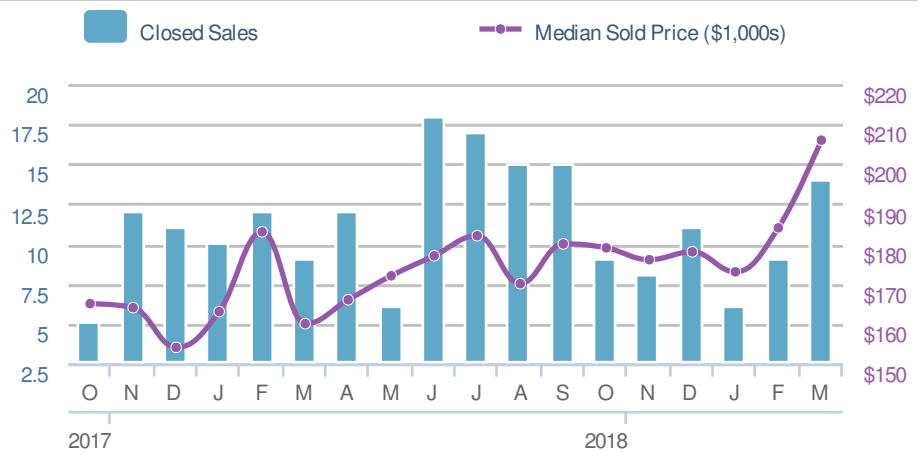

Active Listings 11

11
Min 0 | 6 | Max 11
5-year Mar average

Feb 2019	Mar 2018
6	**0**

Median Days to Contract 14

14
Min 10 | 12 | Max 14
5-year Mar average

Feb 2019	Mar 2018	YTD
8	**10**	**14**

Avg Sold to OLP Ratio 99.5%

99.5%
Min 98.2% | 98.8% | Max 99.5%
5-year Mar average

Feb 2019	Mar 2018	YTD
98.6%	**98.2%**	**98.4%**

Copyright © 2024 MarketStats by ShowingTime. All Rights Reserved.
Data Source: CoreLogic. Statistics calculated June 26, 2023.

MARKETrends PREMIUM

Local Market **Insight**

March 2019

Acworth, GA - Condo/Coop

Presented by
Donika Parker
Maximum One Greater Atl. REALTORS
Email: donika@homesbydonika.com
Work Phone: 770-919-8825
Mobile Phone: 404-519-5017
Web: www.homesbydonika.com

New Listings 1

-50.0% from Feb 2019: **2**
0.0% from Mar 2018: **0**

YTD	2019	2018	+/-
	5	**6**	-16.7%

5-year Mar average: **1**

Closed Sales 1

0.0% from Feb 2019: **1**
-75.0% from Mar 2018: **4**

YTD	2019	2018	+/-
	3	**8**	-62.5%

5-year Mar average: **3**

New Pendings 1

0.0% from Feb 2019: **0**
0.0% from Mar 2018: **0**

YTD	2019	2018	+/-
	3	**7**	-57.1%

5-year Mar average: **1**

Median Sold Price $189,000

-3.0% from Feb 2019: **$194,900**
-15.8% from Mar 2018: **$224,450**

YTD	2019	2018	+/-
	$194,900	**$174,250**	11.9%

5-year Mar average: **$206,725**

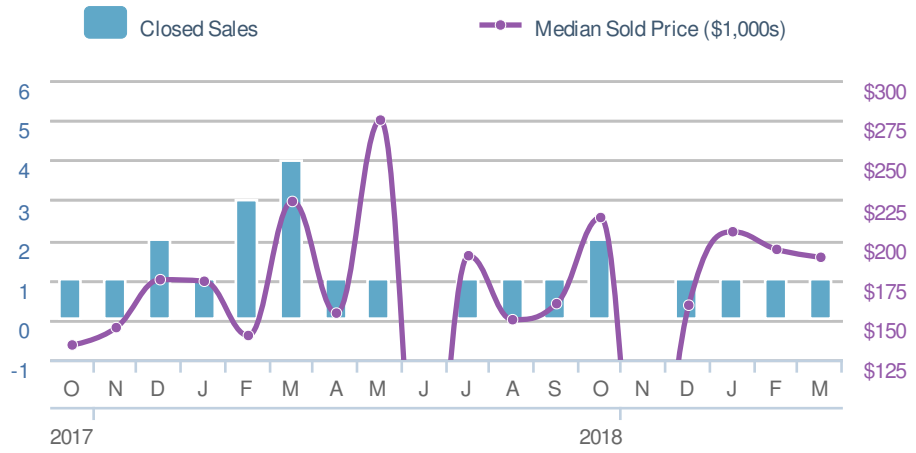

Active Listings 4

4
Min 0 | 2 | Max 4
5-year Mar average

Feb 2019	Mar 2018
4	**0**

Median Days to Contract 3

3
Min 3 | 4 | Max 4
5-year Mar average

Feb 2019	Mar 2018	YTD
20	**4**	**16**

Avg Sold to OLP Ratio 99.5%

99.5%
Min 99.5% | 100.0% | Max 100.5%
5-year Mar average

Feb 2019	Mar 2018	YTD
97.5%	**100.5%**	**98.2%**

Copyright © 2024 MarketStats by ShowingTime. All Rights Reserved.
Data Source: CoreLogic. Statistics calculated June 26, 2023.

MARKETrends PREMIUM