November 2020

All Home Types
Single Family
Townhouse
Condo/Coop

Local Market Insight

30328

MarketStats by ShowingTime

Presented by
Donika Parker
Maximum One Greater Atl. REALTORS
Email: donika@homesbydonika.com
Work Phone: 770-919-8825
Mobile Phone: 404-519-5017
Web: www.homesbydonika.com

Local Market **Insight**

November 2020

30328

Presented by
Donika Parker
Maximum One Greater Atl. REALTORS
Email: donika@homesbydonika.com
Work Phone: 770-919-8825
Mobile Phone: 404-519-5017
Web: www.homesbydonika.com

New Listings 84

-29.4% from Oct 2020: **119**

-4.5% from Nov 2019: **88**

YTD	2020	2019	+/-
	1,157	**1,315**	-12.0%

5-year Nov average: **78**

Closed Sales 72

-11.1% from Oct 2020: **81**

20.0% from Nov 2019: **60**

YTD	2020	2019	+/-
	756	**719**	5.1%

5-year Nov average: **61**

New Pendings 70

-1.4% from Oct 2020: **71**

11.1% from Nov 2019: **63**

YTD	2020	2019	+/-
	764	**751**	1.7%

5-year Nov average: **61**

Median Sold Price $484,250

18.1% from Oct 2020: **$410,000**

2.5% from Nov 2019: **$472,500**

YTD	2020	2019	+/-
	$420,000	**$407,100**	3.2%

5-year Nov average: **$414,373**

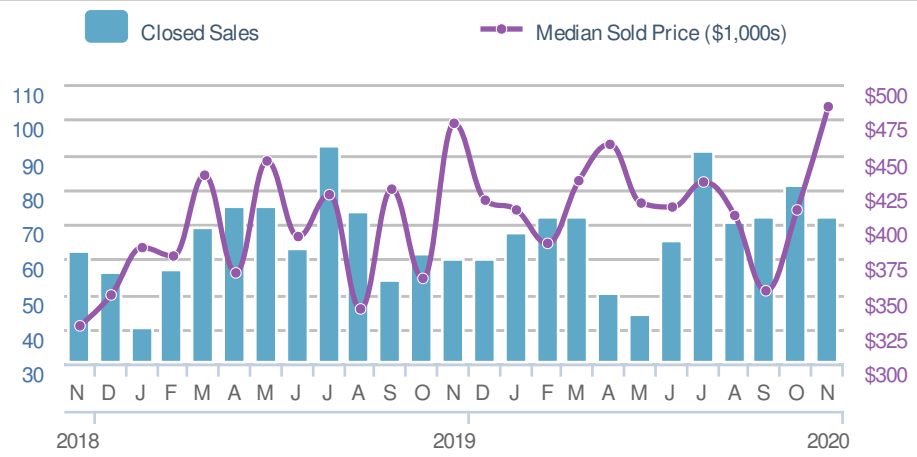

Active Listings 205

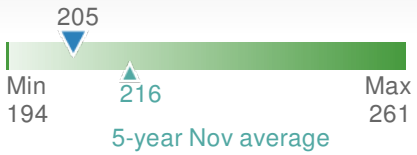

Oct 2020	Nov 2019
219	**261**

Median Days to Contract 22

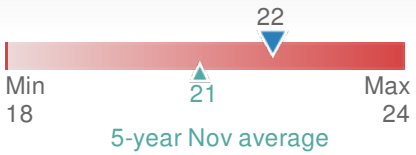

Oct 2020	Nov 2019	YTD
29	**24**	**29**

Avg Sold to OLP Ratio 95.8%

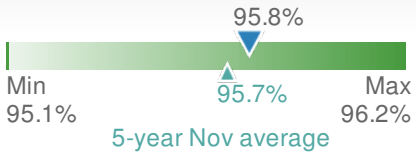

Oct 2020	Nov 2019	YTD
95.5%	**95.9%**	**96.4%**

Copyright © 2024 MarketStats by ShowingTime. All Rights Reserved.
Data Source: CoreLogic. Statistics calculated June 25, 2023.

MARKETrends PREMIUM

Local Market **Insight**

November 2020

30328 - Single Family

Presented by
Donika Parker
Maximum One Greater Atl. REALTORS
Email: donika@homesbydonika.com
Work Phone: 770-919-8825
Mobile Phone: 404-519-5017
Web: www.homesbydonika.com

New Listings 23

-50.0% from Oct 2020: **46**

-42.5% from Nov 2019: **40**

YTD	2020	2019	+/-
	497	**639**	-22.2%

5-year Nov average: **34**

Closed Sales 36

5.9% from Oct 2020: **34**

12.5% from Nov 2019: **32**

YTD	2020	2019	+/-
	320	**323**	-0.9%

5-year Nov average: **28**

New Pendings 31

-8.8% from Oct 2020: **34**

10.7% from Nov 2019: **28**

YTD	2020	2019	+/-
	331	**338**	-2.1%

5-year Nov average: **27**

Median Sold Price $565,000

-6.2% from Oct 2020: **$602,500**

0.4% from Nov 2019: **$562,500**

YTD	2020	2019	+/-
	$566,250	**$565,000**	0.2%

5-year Nov average: **$553,500**

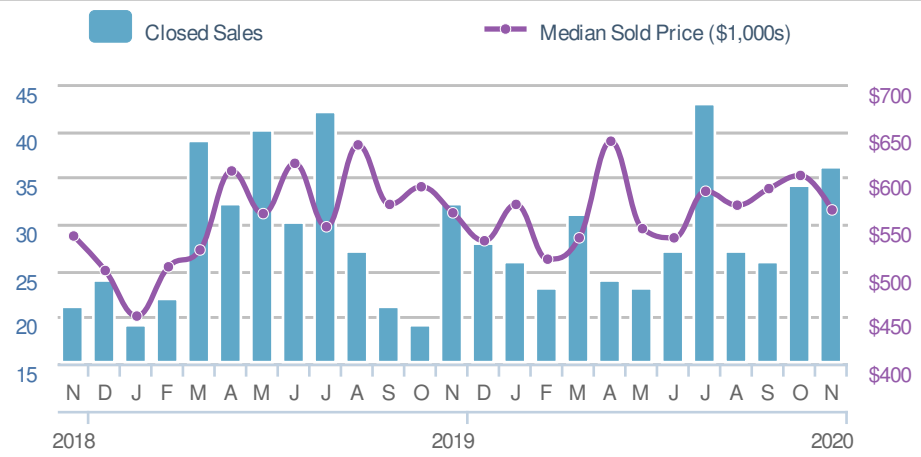

Active Listings 72

72
Min 72
110
Max 128
5-year Nov average

Oct 2020	Nov 2019
90	**112**

Median Days to Contract 20

20
Min 20
27
Max 32
5-year Nov average

Oct 2020	Nov 2019	YTD
18	**24**	**22**

Avg Sold to OLP Ratio 95.6%

95.6%
Min 91.8%
94.4%
Max 96.6%
5-year Nov average

Oct 2020	Nov 2019	YTD
94.5%	**96.6%**	**96.5%**

Copyright © 2024 MarketStats by ShowingTime. All Rights Reserved.
Data Source: CoreLogic. Statistics calculated June 25, 2023.

MARKETrends PREMIUM

Local Market **Insight**

November 2020

30328 - Townhouse

Presented by
Donika Parker
Maximum One Greater Atl. REALTORS
Email: donika@homesbydonika.com
Work Phone: 770-919-8825
Mobile Phone: 404-519-5017
Web: www.homesbydonika.com

New Listings 24

-17.2% from Oct 2020: **29**

-4.0% from Nov 2019: **25**

YTD	2020	2019	+/-
	257	**316**	-18.7%

5-year Nov average: **21**

Closed Sales 17

6.3% from Oct 2020: **16**

70.0% from Nov 2019: **10**

YTD	2020	2019	+/-
	177	**170**	4.1%

5-year Nov average: **13**

New Pendings 18

-10.0% from Oct 2020: **20**

12.5% from Nov 2019: **16**

YTD	2020	2019	+/-
	172	**182**	-5.5%

5-year Nov average: **13**

Median Sold Price $459,900

12.9% from Oct 2020: **$407,500**

7.2% from Nov 2019: **$429,138**

YTD	2020	2019	+/-
	$410,000	**$373,000**	9.9%

5-year Nov average: **$411,747**

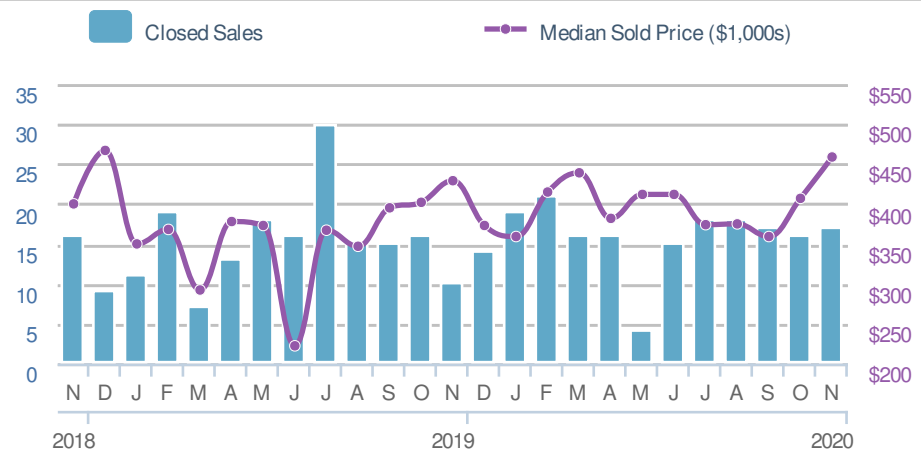

Active Listings 53

53

Min 28 | 49 | Max 73

5-year Nov average

Oct 2020	Nov 2019
53	**73**

Median Days to Contract 26

26

Min 20 | 28 | Max 45

5-year Nov average

Oct 2020	Nov 2019	YTD
26	**45**	**36**

Avg Sold to OLP Ratio 97.1%

97.1%

Min 95.5% | 97.0% | Max 98.3%

5-year Nov average

Oct 2020	Nov 2019	YTD
96.0%	**95.5%**	**96.5%**

Copyright © 2024 MarketStats by ShowingTime. All Rights Reserved.
Data Source: CoreLogic. Statistics calculated June 25, 2023.

MARKETrends PREMIUM

Local Market **Insight**

November 2020

30328 - Condo/Coop

Presented by
Donika Parker
Maximum One Greater Atl. REALTORS
Email: donika@homesbydonika.com
Work Phone: 770-919-8825
Mobile Phone: 404-519-5017
Web: www.homesbydonika.com

New Listings 37

-15.9% from Oct 2020: **44**

60.9% from Nov 2019: **23**

YTD	2020	2019	+/-
	403	**360**	11.9%

5-year Nov average: **23**

Closed Sales 19

-38.7% from Oct 2020: **31**

5.6% from Nov 2019: **18**

YTD	2020	2019	+/-
	259	**226**	14.6%

5-year Nov average: **20**

New Pendings 21

23.5% from Oct 2020: **17**

10.5% from Nov 2019: **19**

YTD	2020	2019	+/-
	261	**231**	13.0%

5-year Nov average: **21**

Median Sold Price $185,000

-23.6% from Oct 2020: **$242,000**

-5.5% from Nov 2019: **$195,750**

YTD	2020	2019	+/-
	$195,000	**$180,000**	8.3%

5-year Nov average: **$176,438**

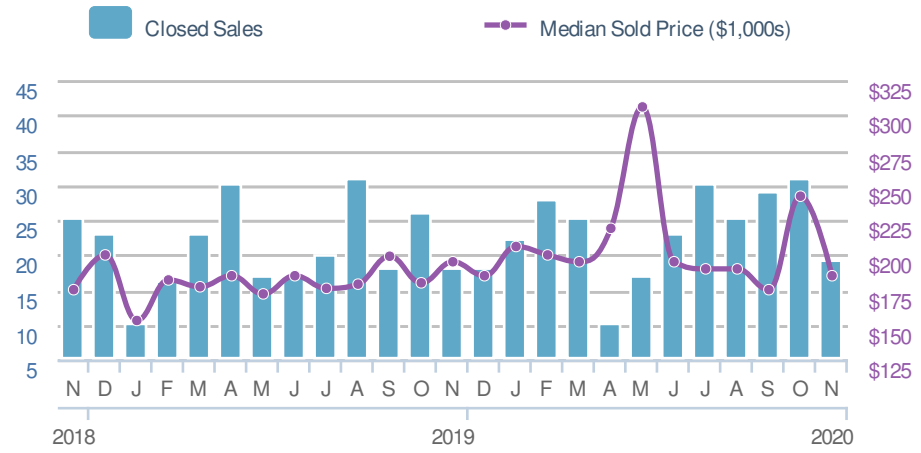

Active Listings 80

Oct 2020	Nov 2019
76	**76**

Median Days to Contract 14

Oct 2020	Nov 2019	YTD
34	**28**	**29**

Avg Sold to OLP Ratio 95.0%

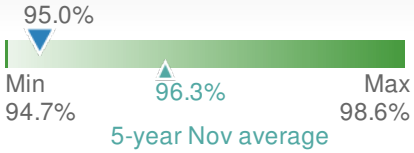

Oct 2020	Nov 2019	YTD
96.2%	**94.7%**	**96.3%**

Copyright © 2024 MarketStats by ShowingTime. All Rights Reserved.
Data Source: CoreLogic. Statistics calculated June 25, 2023.

MARKETrends PREMIUM